



The Presbyterian Panel

Listening to Presbyterians



SUMMARY

PRESBYTERIAN DISASTER ASSISTANCE FINDINGS FROM THE FEBRUARY 2011 SURVEY

The Presbyterian Panel consists of three nationally representative samples of groups affiliated with the Presbyterian Church (U.S.A.): members, elders serving on session (lay leaders), and ordained ministers. For most analyses, ministers are split into two groups based on current call: *pastors*, serving congregations, and *specialized clergy*, serving elsewhere. New samples are drawn every three years. These pages summarize major findings from the tenth survey completed by the 2009-2011 Panel, sampled in the fall of 2008.

IN THIS SUMMARY

- ✓ *Perspectives on PDA's Work* p. 1
- ✓ *Assessing PDA's Work*..... p. 2
- ✓ *Individual Involvement in Relief* p. 3
- ✓ *Congregational Involvement in Relief* p. 4

PERSPECTIVES ON PDA'S WORK

Importance of Specific Activities

- ✓ More than seven in ten panelists in each group believe that it is *very important* or *important* for the Presbyterian Church (U.S.A.) to engage in the following activities in which Presbyterian Disaster Assistance (PDA) is currently involved:
 - Responding to disasters in the United States (members, 83%; elders, 83%; pastors, 91%; specialized clergy, 91%).
 - Advising congregations that want to send volunteers to assist with disaster relief and recovery (80%; 82%; 87%; 91%).
 - Partnering with other organizations in disaster relief work and refugee aid (80%; 79%; 88%; 89%).
 - Advising congregations on how to respond effectively to disasters in their community (80%; 73%; 79%; 81%).
 - Advising presbyteries on how to respond effectively to disasters in their region (77%; 80%; 79%; 81%).
 - Aiding refugees and other displaced persons (74%; 75%; 79%; 79%).
- ✓ At least three-quarters of ministers—but fewer members and elders—believe that it is *very important* or *important* for the denomination to:
 - Support the long-term recovery of communities affected by disaster (members, 66%; elders, 71%; pastors, 75%; specialized clergy, 81%).
 - Respond to disasters in other countries (60%; 64%; 86%; 84%).

- ✓ About three-quarters of pastors—but fewer members, elders, and specialized clergy—believe that it is *very important* or *important* for the PC(USA) to:
 - Manage volunteer and work teams at disaster sites (members, 61%; elders, 66%; pastors, 76%; specialized clergy, 69%).
 - Manage specialized volunteer teams that provide consultation, program design, and training in disaster assistance (58%; 63%; 73%; 69%).
- ✓ Fewer than seven in ten panelists in each group believe it is *very important* or *important* for the PC(USA) to:
 - Educate the public about how long disaster recovery can take (members, 60%; elders, 61%; pastors, 63%; specialized clergy, 69%).
 - Provide disaster preparedness training for presbyteries and synods (55%; 56%; 53%; 60%).
 - Promote refugee resettlement (48%; 51%; 58%; 64%).

Importance of PDA's Work in General

- ✓ Three-quarters of members (74%), four in five elders (80%), and about nine in ten ministers (pastors, 90%; specialized clergy, 86%) believe that it is *very important* or *important* for the PC(USA) to engage in the type of work, in general, that PDA currently does.

Familiarity with PDA

- ✓ Before receiving the questionnaire, two-thirds of members (65%), three-quarters of elders (76%), and more than nine in ten pastors (99%) and specialized clergy (93%) were either *very familiar*, *familiar*, *somewhat familiar*, or *only a little familiar* with PDA.

Beliefs About Effectiveness

- ✓ Most panelists who are at all familiar with PDA believe it is effective in each of 13 activities in which it is engaged.
- ✓ At least nine in ten panelists who are familiar with PDA and know how effective its ministry is in these areas believe it is *very effective*, *effective*, or *somewhat effective* in working with other organizations involved in disaster relief and refugee aid activities and responding to U.S. disasters:
 - Partnering with other organizations in disaster relief and refugee aid (members, 92%; elders, 91%; pastors, 96%; specialized clergy, 96%).
 - Responding to disasters in the United States (91%; 90%; 96%; 97%).
- ✓ In one or more Panel groups, at least nine in ten panelists who are familiar with PDA and know how effective it is believe it is *very effective*, *effective*, or *somewhat effective* in these areas:
 - Managing volunteers and work teams at disaster sites (members, 91%; elders, 84%; pastors, 92%; specialized clergy, 92%).
 - Advising congregations that want to send volunteers to assist with disaster relief and recovery (88%; 81%; 88%; 93%).
 - Managing specialized volunteer teams that provide consultation, program design, and training in disaster assistance (86%; 80%; 91%; 93%).
 - Responding to disasters in other countries (84%; 83%; 91%; 91%).
 - Supporting the long-term recovery of communities affected by disaster (84%; 83%; 90%; 91%).
 - Advising presbyteries on how to respond effectively to disasters in their region (84%; 83%; 87%; 91%).
 - Advising congregations on how to respond effectively to disasters in their community (84%; 79%; 85%; 90%).
- ✓ Between two in three and seven in eight panelists in each group who are at all familiar with PDA and know how effective it is believe it is *very effective*, *effective*, or *somewhat effective* in these areas:
 - Promoting refugee resettlement (members, 85%; elders, 76%; pastors, 85%; specialized clergy, 88%).
 - Aiding refugees and other displaced persons (84%; 80%; 87%; 86%).
 - Providing disaster preparedness training for presbyteries and synods (76%; 71%; 75%; 83%).
 - Educating the public about how long disaster recovery can take and how complex recovery can be (69%; 68%; 74%; 80%).

Analysis of Other Types of Impact

- ✓ More than seven in eight panelists in each group who are at all familiar with PDA and have an opinion *strongly agree* or *agree* with these statements:
 - Funds that people give to PDA help provide a witness to God's love (members, 98%; elders, 99%; pastors, 99%; specialized clergy, 100%).
 - The work of PDA promotes the PC(USA)'s identity (93%; 96%; 95%; 98%).
 - PDA uses funds given to it as the donors intended (93%; 94%; 94%; 97%). (Small majorities of members (59%) and elders (52%) and minorities of pastors (27%) and specialized clergy (35%) have no opinion on this item.)
 - The percentage of funds given to PDA that are used to pay administrative costs is low (89%; 94%; 92%; 91%). (Majorities of members (74%) and elders (65%) and large minorities of pastors (44%) and specialized clergy (49%) have no opinion.)

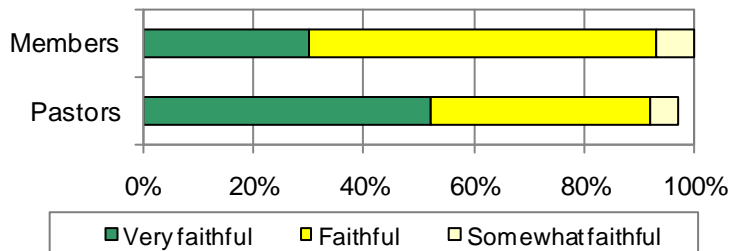
PDA Mission Statement

Presbyterian Disaster Assistance enables congregations and mission partners of the Presbyterian Church (U.S.A.) to witness to the healing love of Christ through caring for communities adversely affected by crises and catastrophic events.

Beliefs About the Mission Statement

- ✓ Almost all panelists in each group (members, 99%; elders, 98%; pastors, 98%; specialized clergy, 99%) who are at all familiar with PDA and have an opinion believe PDA is *very faithful*, *faithful*, or *somewhat faithful* to the PDA mission statement (see Figure 1).

Figure 1. PDA's Faithfulness to Its Mission



- ✓ Nine in ten panelists in each group (members, 92%; elders, 93%; pastors, 93%; specialized clergy, 92%) who have an opinion believe that there is an *excellent fit* or *good fit* between the PDA mission statement and what they believe PDA *should* be doing.

INDIVIDUAL INVOLVEMENT IN RELIEF

Connecting with PDA

- ✓ Majorities of panelists in each group have during the past two years connected with PDA in the following two ways:
 - Contributed money to the One Great Hour of Sharing special offering (which helps fund PDA) (members, 77%; elders, 88%; pastors, 89%; specialized clergy, 81%).
 - Contributed money to PDA with the funds designated for disaster relief and recovery work related to a specific disaster (53%; 59%; 76%; 65%).
- ✓ During the past two years, half of pastors—but fewer members, elders, and specialized clergy—have connected with PDA in the following two ways:
 - Read a PDA Rapid Information Network email bulletin (members, 13%; elders, 14%; pastors, 54%; specialized clergy, 38%).
 - Visited the PDA website (12%; 16%; 51%; 32%).
- ✓ Only minorities of panelists in each group have during the past two years connected with PDA in other ways:
 - Contributed money to PDA but not related to any specific disaster (members, 28%; elders, 29%; pastors, 30%; specialized clergy, 24%).
 - Viewed the NBC documentary *Coming Home: Hurricane Katrina Five Years Later*, produced by PDA (19%; 18%; 22%; 15%).
 - Contributed to PDA in response to an alternative giving opportunity (18%; 18%; 18%; 16%).
 - Contributed money to PDA in honor of, or in memory of, another person (13%; 11%; 7%; 5%).
 - Created one or more Gift of the Heart kits (10%; 16%; 24%; 12%).
 - Read an issue of *Mission Mosaic* magazine (8%; 11%; 40%; 27%).
 - Viewed the ABC documentary *Kepulihan: Stories from the Tsunami*, produced by PDA (8%; 8%; 6%; 3%).
 - Talked or exchanged email with a member of the PDA Advisory Committee, PDA National Response Team, or PDA staff (5%; 7%; 29%; 17%).
 - Volunteered at a PDA work site (4%; 6%; 20%; 12%).
 - Received disaster preparedness training from PDA (2%; 4%; 13%; 7%).

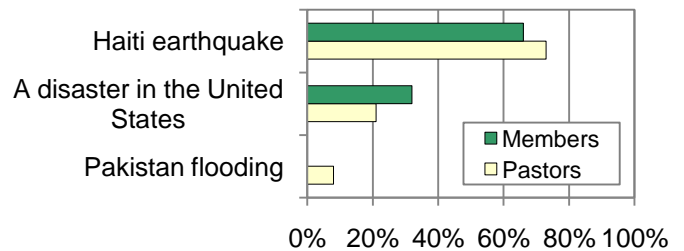
Evaluating PDA-related Activities

- ✓ Among panelists who participated in 13 of 14 PDA-related activities during the past two years, more report that it was a *positive experience* than that it was a *negative experience*.

Contributing to Disaster Relief and Recovery

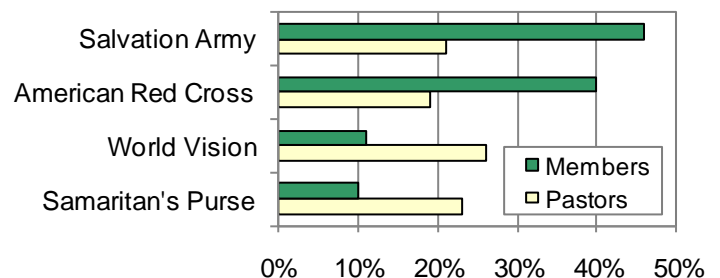
- ✓ Among panelists who have contributed money to PDA related to a specific disaster during the past two years, two-thirds or more in each group (members, 66%; elders, 72%; pastors, 73%; specialized clergy, 82%) did so for the Haiti earthquake (see Figure 2 also).

Figure 2. Contributions to PDA Related to Specific Disasters During the Past Two Years



- ✓ Among members, pastors, and specialized clergy who have contributed to PDA for a specific disaster during the past two years and know the dollar amount, the median given was \$100. The median contribution for elders was \$88. (The median is the middle number in an ordered series of numbers.)
- ✓ Seven in ten members (71%) and elders (70%) and five in nine pastors (56%) and specialized clergy (56%) have contributed money for disaster assistance or emergency relief to an organization outside of the PC(USA) during the past two years.
- ✓ Among panelists who have contributed money during the past two years for disaster assistance or emergency relief to organizations outside of the PC(USA), at least two in five members and elders—but fewer ministers—contributed most recently to these two (see Figure 3 also):
 - The Salvation Army (members, 46%; elders, 44%; pastors, 21%; specialized clergy, 30%).
 - The American Red Cross (40%; 42%; 19%; 30%).

Figure 3. Organizations to Which Panelists Have Contributed Most Recently for Disaster Relief

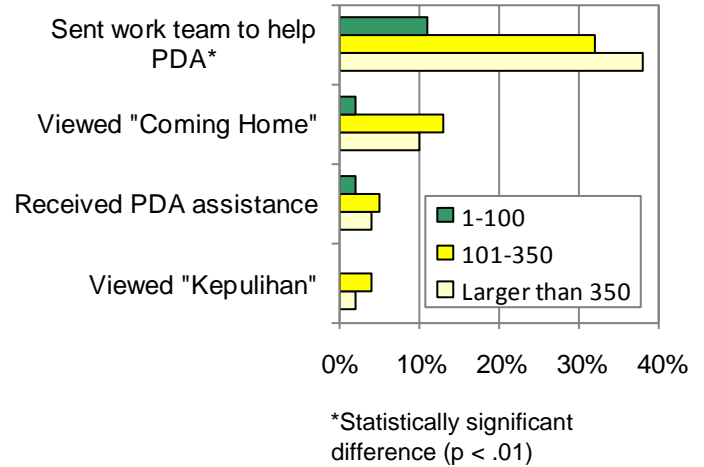


CONGREGATIONAL INVOLVEMENT IN RELIEF

Involvement with PDA-related Relief Activities

- ✓ One-third of pastors (31%) report that their congregation or a group in their congregation sent a work team to help with PDA disaster recovery during the past two years.
- ✓ Of these, most pastors (92%) believe that this was a *positive experience*.
- ✓ Very few pastors report that their congregation or a group in their congregation connected with PDA during the past two years in three other ways:
 - Viewed the documentary *Coming Home: Hurricane Katrina Five Years Later* (11%).
 - Received disaster assistance from PDA (5%).
 - Viewed the documentary *Kepulihan: Stories from the Tsunami* (3%).
- ✓ Most of the pastors whose congregations viewed one or both documentaries or received disaster assistance believe that each was a *positive experience*:
 - Viewed the documentary *Coming Home* (85%).
 - Received disaster assistance from PDA (79%).
 - Viewed the documentary *Kepulihan* (64%).
- ✓ Pastors of congregations with between 101 and 350 members and with more than 350 members are more likely than pastors of smaller congregations to report that their congregation sent a work team to help with PDA disaster recovery during the past two years.

Figure 4. Involvement of the Congregation or a Group in the Congregation with PDA During the Past Two Years, by Membership Size (Pastors' Responses)



Likelihood of Small-group Use of DVDs

- ✓ Three in five or more panelists in each group (members, 70%; elders, 63%; pastors, 67%; specialized clergy, 60%) who are part of a small group or class in a congregation report that it would be *very likely, likely, or somewhat likely* that the group or class would use a DVD about disaster relief, regardless of whether it has already done so with the documentaries *Coming Home* or *Kepulihan*.

	Members	Elders	Ministers
Number of surveys sent	629	903	1,244
Number of undeliverable surveys and ineligible respondents	13	13	12
Number of surveys completed	278	405	647‡
Response rate	45%	45%	52%

‡Of the 647 returned surveys, 425 came from pastors and 220 from specialized clergy; 2 could not be classified.

The survey was mailed on February 10, 2011, with returns accepted through April 29, 2011. Results are subject to sampling and other errors. Small differences should be interpreted cautiously. In general, differences of less than 8% between samples are not statistically meaningful.

For more numbers and interpretation of these results, a report will be available on the web or for \$15 from Presbyterian Distribution Service (800-524-2612; order PDS# 20056-11311). It will include tables with percentage responses to each survey question.

For more information about Presbyterian Disaster Assistance, go to www.pcusa.org/pda. For more information about the One Great Hour of Sharing offering, go to www.pcusa.org/oghs.

LISTENING TO PRESBYTERIANS SINCE 1973
 The Presbyterian Panel
 A Ministry of the General Assembly Mission Council
 Research Services, Presbyterian Church (U.S.A.)
 100 Witherspoon Street
 Louisville, KY 40202-1396
www.pcusa.org/research/panel