

## One Great Hour of Sharing and Fruits of the Spirit

### Lesson Objectives—

At the end of the lesson, the learner will be able to

- Recognize that all of us have gifts
- Understand that when we show the fruits of the Spirit, we demonstrate our gifts, and
- Brainstorm ways to serve others

### Resources and Equipment—

- 2016 Gracie story ([presbyterianmission.org/gracie2016](http://presbyterianmission.org/gracie2016))
- Bibles
- Apples (check on allergies)
- Cutting board and knife
- Whiteboard or butcher paper for brainstorming ideas
- Copies of Word Search and Activity pages for each student included with this lesson
- Scissors, glue, markers/crayons
- CD player with Bible songs or iPad/computer with “The Magic Penny” or Bible songs
- Copies of Presbyterian Giving Catalog or provide online access at [presbyteriangifts.org](http://presbyteriangifts.org)

### Setup—

Tables with chairs and open space in the classroom

### Gather—

15-20 minutes

### Entry Activity—

Fruits of the Spirit word search

Have “The Magic Penny” or other Bible songs playing

“The Magic Penny” (<http://bit.ly/magicpennysong>)

Kids’ Bible Songs (<http://bit.ly/biblesongs>)

**Opening Prayer—**Open with this prayer or one of your own.

Generous God, you have created us and given us gifts to serve you. Open our eyes that we may see all the various gifts you have created in us and in others. In Jesus’ name. **Amen.**

## One Great Hour of Sharing and Fruits of the Spirit *(continued)*

How many fruits can you name? (strawberry, kiwi, banana, apple)

Do you know how fruits grow? Fruits grow from seeds. One of the amazing characteristics about seeds is that they have all the information needed inside of them to produce more fruit. Seeds come in all shapes and sizes.

*(If you want more information about seeds, the Scientific American article (<http://bit.ly/fruitseeds>) offers more about the science of seeds. This YouTube link (<http://bit.ly/fruitdevelopment>) shows how an apple grows to protect the seeds.)*

Let's cut open an apple and look at the seeds. Do you think the seeds look at all like the apple? Everything needed to grow more apple trees is inside an apple. How do you think you are like a seed?

Psalm 139 tells us that God knew us before we were born. God formed us and knit us together. God has given each of us everything we need. Each of us has gifts that we can use to serve God. In the New Testament are letters that the apostle Paul wrote to many early Christian communities. In the letter to the Galatians, Paul speaks to the people about living a Christ-like life.

### Explore—

30-35 minutes

### Read Galatians 5:22-23

<sup>22</sup>By contrast, the fruit of the Spirit is love, joy, peace, patience, kindness, generosity, faithfulness,

<sup>23</sup>gentleness, and self-control. There is no law against such things.

Nine gifts or fruits are listed. What do you think they mean?

Name each virtue and ask them to respond to each. (The list below may help you explain or direct conversation. Another way to explore this passage with children is through *Star Wars*. With the release of *The Force Awakens*, there is yet another way to engage your students. Links to coloring pages of the Fruits of the Spirit as well as more information about Fruits of the Spirit and being a Jedi are at the end of the lesson.)

## One Great Hour of Sharing and Fruits of the Spirit *(continued)*

**Love**—showing care for one another

**Joy**—being happy, showing excitement

**Peace**—feeling complete, whole, at rest

**Patience**—keeping our temper, sticking with our work

**Kindness**—serving others, being helpful, respectful

**Generosity**—sharing with others

**Faithfulness**—being genuine, real, keeping promises

**Gentleness**—putting ourselves in someone else’s shoes, compassion, empathy

**Self-control**—being OK without getting our own way.

As we read the story about Gracie and her adventures, think about how you see Gracie and her friends showing the Fruits of the Spirit. ([presbyterianmission.org/gracie2016](http://presbyterianmission.org/gracie2016))

- Do you think every fish was important in the story? Why do you think that?
- Were the fish helpful and supportive of each other, or did they tease each other?
- What are you good at doing?
- Do you have friends who are good at things that you are not? Give examples.
- Is it important to have friends who are good at different things?
- What Fruits of the Spirit do you see in these characters?

*If you have time, you may select students to act out the story as you read it again.*

Pass out the Fruits of the Spirit tree activity (2 sheets). Read through the Fruits of the Spirit and have the students draw or write what each fruit means. After cutting out the ovals, paste them on the tree trunk.

**Closing**—  
5 minutes

### Questions for Review

- Which fruits do you think you are particularly good at practicing?
- Which fruits need some work?
- What are ways you can show your fruits at church? At home? At school? In your community?
- The Presbyterian Giving Catalog shows ways we can help others through our generosity. Some of those are seeds, farming tools, and even a community garden. How can you collect money in your Gracie fish bank to help purchase seeds so others can enjoy the fruits from trees, crops and gardens?

## One Great Hour of Sharing and Fruits of the Spirit *(continued)*

**Closing Prayer**—*Close with this prayer or one of your own.*

Generous God, thank you for giving all of us gifts to share with the world. Help us to work together to serve you as we use our gifts. **Amen.**

### **Additional Resources**—

The Jedi display Fruits of the Spirit. Here are a couple of related websites:

- <http://bit.ly/geekytheologyjedi>
- <http://bit.ly/realtruthstarwars>

Fruit of the Spirit coloring pages from Ministry-to-Children is a free ministry resource. These coloring pages describe the meaning of each of the fruits.

- <http://bit.ly/coloringfruitofspirit>

*Written by the Rev. Karen Wagner, Southminster Presbyterian, Prairie Village, Kansas*

**One Great Hour of Sharing and Fruits of the Spirit** *(continued)*

**Fruits of the Spirit**



FAITHFULNESS  
GENTLENESS  
KINDNESS  
PEACE

FRUITS  
HOLY SPIRIT  
LOVE  
SELF-CONTROL

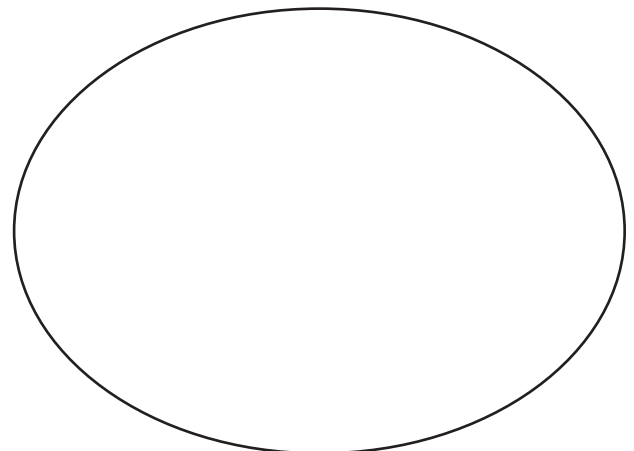
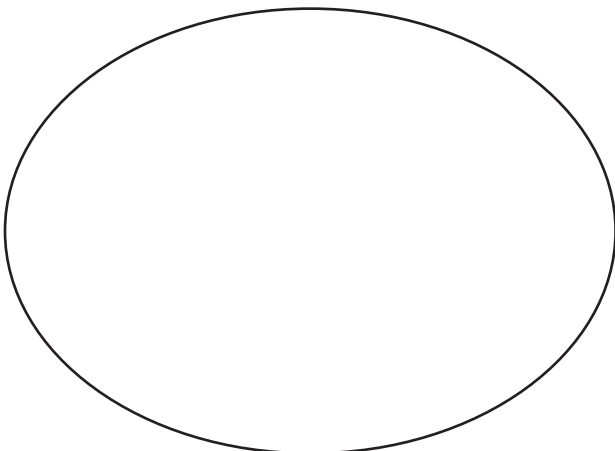
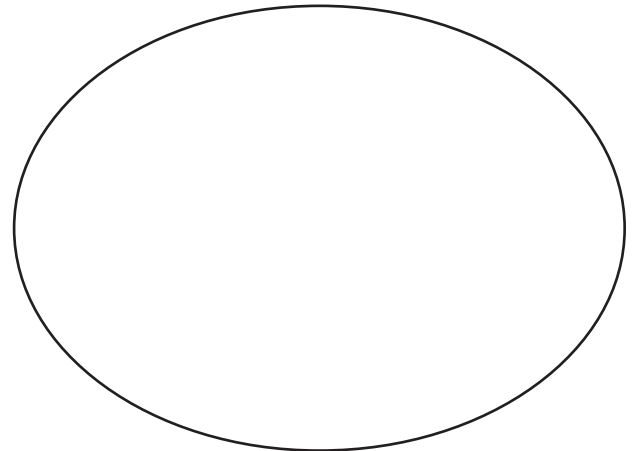
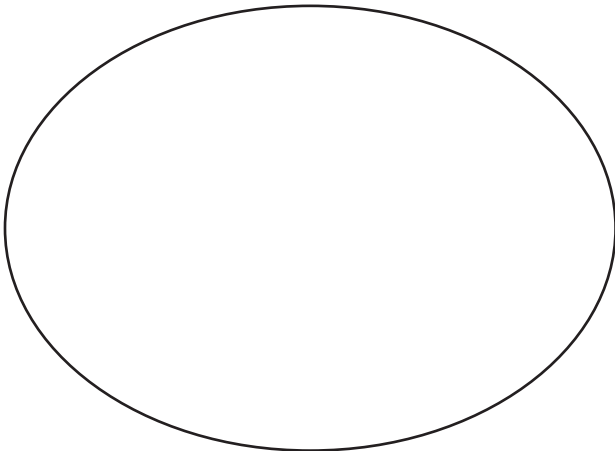
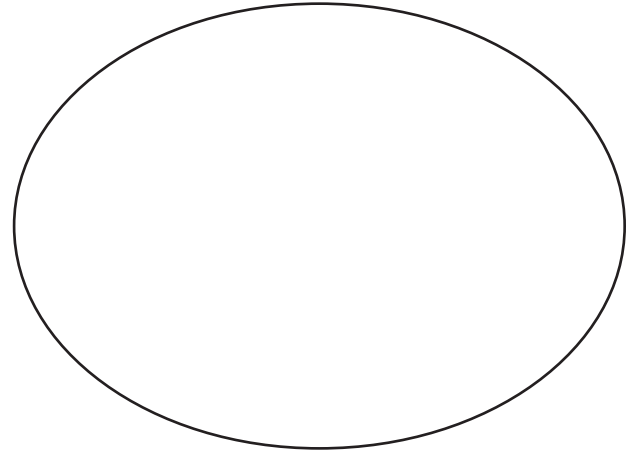
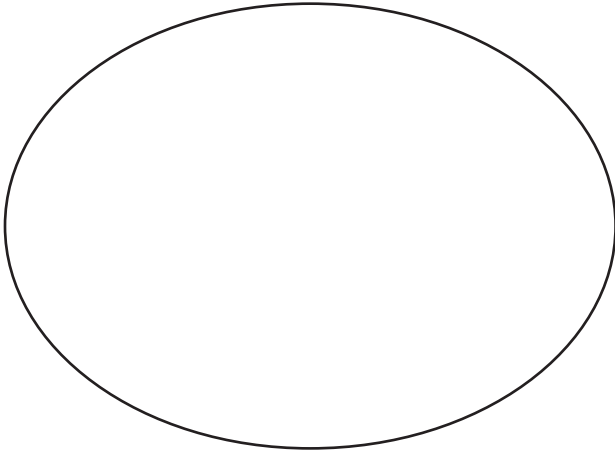
GENEROSITY  
JOY  
PATIENCE

Created using <http://www.discoveryeducation.com/free-puzzlemaker/?CFID=355277&CFTOKEN=12766806>

## LESSON ONE

### One Great Hour of Sharing and Fruits of the Spirit *(continued)*

**In each oval, write or draw something you could do to show each of the nine Fruits of the Spirit.**



**One Great Hour of Sharing and Fruits of the Spirit** *(continued)*

