



The Presbyterian Panel

Listening to Presbyterians



REPORT

CHILDREN'S ISSUES The February 2002 Survey

Table of Contents

HIGHLIGHTS	i
OVERVIEW	ii
LEADERSHIP AND SERVICE	1
Worship Leadership.....	1
Other Leadership.....	1
Service Opportunities.....	1
Congregational Size Differences in Children's Leadership and Service.....	2
MINISTRY AND CARE	3
Pastoral Care.....	3
The Sacraments.....	3
Nursery and Child Care.....	3
Specific Ministries.....	3
Gifts of Bibles.....	4
POLICIES AND PRIORITIES	5
Rating Children's Ministries: Your Congregation.....	5
Presence of Children and Rating of Congregational Ministries.....	5
Rating Children's Ministries: In General.....	6
Ages of Children in Worship.....	6
International Concerns.....	6
Abuse Protection Policy.....	7
Issues Children Face.....	7
PROGRAMS AND RESOURCES	8
Year and Decade of the Child.....	8
Children's Sabbaths.....	8
Existing Resources.....	8
Interest in New Resources.....	9
Children's Homes.....	9
APPENDIX	A-1

RESEARCH SERVICES
A Ministry of the General Assembly Council
 Presbyterian Church (U.S.A.)
 100 Witherspoon Street
 Louisville, KY 40202

HIGHLIGHTS

- Eight in ten congregations had a youth- or children-led worship service in the year prior to the survey. Children and youth also provided leadership in many other worship services, most often as musicians or ushers. (p. 1)
- A quarter of congregations have one or more youth elders. (p. 1)
- Two-thirds of congregations offered children or youth opportunities for mission trips in the previous year. (p. 1)
- Opportunities for children or youth to provide congregational leadership are generally greater in larger-membership congregations. (p. 2)
- A majority of pastors indicate that children's concerns are raised in pastoral prayers either *very frequently* or *frequently*, but fewer than four in ten pastors indicate that the pastoral needs of children are *very frequently* or *frequently* discussed by sessions. (p. 3)
- Almost all panelists are aware that *at the time of baptism the congregation assumes responsibility for nurturing the baptized person in the Christian life*, and one in seven elders and pastors report that their congregation *designates representatives to nurture newly-baptized persons and their families*. (p. 3)
- 90% of congregations *always* provide *nursery or other child care* during worship. (p. 3)
- Around a third of congregations, according to pastors, offer *child care during the work week*. (p. 4)
- Almost all congregations give Bibles to children, according to pastors, typically at around age eight. (p. 4)
- Two-thirds or more of elders rate their own congregations as *excellent* or *very good* in children's ministries involving *Christian education, direct service, and spiritual formation*. (p. 5)
- Members with and without children in the home generally rate their congregations similarly in each of several areas of children's ministry. (p. 5)
- The *most important* congregational ministry for children, according to 70% or more in every sample, is *Christian education*. A distant second is *spiritual formation*. (p. 6)
- On average, panelists believe it is appropriate for children to attend part of a worship service beginning at around ages three or four, and to attend for the entire service at around ages seven or eight. (p. 6)
- Majorities of pastors list *hunger/malnutrition* and *poverty* among the top-three international concerns related to children that the *church should be most concerned with addressing*. (p. 6)
- A majority of pastors report that their congregation has *an official policy . . . to protect children from sexual exploitation or abuse*. (p. 7)
- Majorities of members list *availability of alcohol/tobacco/illegal drugs; violence/sex on TV, movies, other media; and peer pressure* among the three *most serious issues children face as they grow up in your community*. (p. 7)
- Awareness of the "Year of the Child" emphasis varies from 45% of members to 94% of pastors; awareness of the "Decade of the Child" emphasis is much lower, especially among laity. (p. 8)
- One in eight congregations, according to pastors, participated in the Children's Sabbaths program of the Children's Defense Fund in October 2001. (p. 8)
- Pastors express the strongest interest in new resources related to *spiritual formation for children*. (p. 9)

OVERVIEW

The Presbyterian Panel consists of three nationally representative samples of groups affiliated with the Presbyterian Church (U.S.A.): members, elders (lay leaders), and ordained ministers. For analysis, ministers are split into two groups based on current call: *pastors*, serving in a congregation, and *specialized clergy*, serving elsewhere. New samples are drawn every three years.

These pages summarize major findings from the tenth survey completed by the 2000-2002 Panel. The first half uses text and graphics to highlight important and useful findings. An appendix follows with comparative tables that display the percentage distribution of responses to every question for each of the four Panel groups.

Questionnaires were mailed February 11, 2002. Non-responders were sent a postcard reminder on March 4. Returns were accepted through early May 2002. Response rates for this survey are: members, 57%; elders, 59%; ministers, 59%. Results are subject to sampling and other errors. As a general rule, differences of less than 8% are not statistically meaningful.

Panelists had the option to complete the survey on the Web, and 3% of members, 4% of elders, and 4% of ministers did so.

In this report, the term *median* refers to the middle number in an ordered distribution. For example, the median age for a group of people aged 12, 21, 28, 35, and 64 years would be 28 years. The term *mean* refers to the mathematical average of values in a distribution; in the example, the mean age would be calculated as: $(12+21+28+35+64)/5$, or 32 years.

Like the median, a *quartile* is also a number that divides an ordered distribution. The *first quartile* is the number that divides an ordered distribution so that three-fourths of the values are greater, and one-fourth is lower. The *second quartile* is the number that divides an ordered distribution exactly in half (its value is identical to the median). The *third quartile* is the number that divides an ordered distribution such that one-fourth of the values is lower, and three-fourths are greater.

- Suggested Citation:** Research Services, Presbyterian Church (U.S.A.). *Children's Issues: The Report of the February 2002 Presbyterian Panel Survey*. Louisville, KY, 2003.
- Author Note:** John P. Marcum, Administrator of the Presbyterian Panel, wrote this report and was assisted in this study by the other staff members of the office of Research Services.
- Staff of Research Services:** Keith M. Wulff, Coordinator; Deborah Bruce; Charlene Briggs; Rebecca Farnham; Charisse LeMaster; John Marcum; Laura Oates; David Prince; Ida Smith-Williams; Janice Spang; Jamie Spence; Cynthia Woolever.
- Sponsor:** The questions were developed by the staff of the Panel in cooperation with Pat Chapman, associate in the office of Child Advocacy, National Ministries Division, General Assembly Council. For more information on this office, contact Pat Chapman (888-728-7228 ext. 5838; pchapman@ctr.pcusa.org).
- Additional Copies:** Additional copies of this *Report* may be purchased for \$6 from PDS—call 800-524-2612 and request item number 65100-02272. Copies of a four-page *Summary* of results are available for \$2 each directly from Research Services. Call for information on quantity discounts (888-728-7228 ext. 2040).
- Panel on the Web:** A catalog of Panel topics and *Summaries* of recent surveys are available on-line at the Presbyterian Church (U.S.A.) Web site: <<http://www.pcusa.org/research>>.
- Sampling Details:** For more information on methods used to draw the samples, see *Background Report for the 2000-2002 Presbyterian Panel* (PDS# 65100-99263; cost: \$6).

Worship Leadership

- Children or youth led worship in their congregations on one or more Sundays in the year before the survey, according to 81% of elders. In most such congregations, children and youth led only one (47% so report) or two (32%) services.
- Children and youth provided some other worship leadership in 98% of congregations in the previous year, primarily through:
 - *vocal or instrumental music* (40% of elders report this activity *very frequently* or *frequently*)
 - *serving as ushers or helping collect the offering* (39%)
 - *brief leadership such as reading a Bible lesson* (13%)

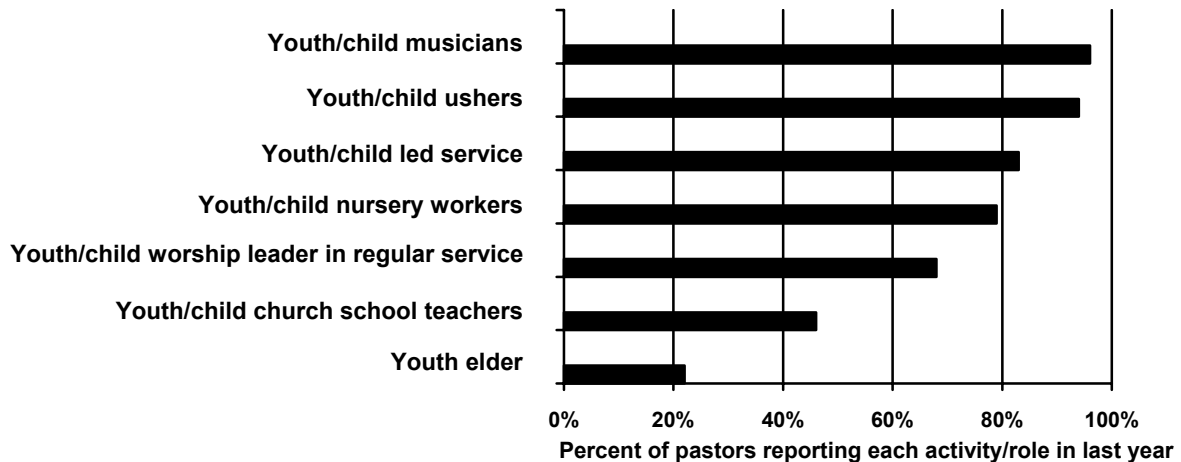
Other Leadership

- Youth elders are found in 25% of the congregations represented on the Panel by elders and 22% of those represented by pastors. Most congregations with youth elders have only one (75% of elders and 72% of pastors so report).
- Youth deacons are found in 35% of congregations with a board of deacons, according to pastors. Of these congregations, 70% have only one youth deacon.
- Other leadership roles that *children and youth have regularly provided*, according to pastors, include:
 - *nursery workers* (79% so report)
 - *Vacation Church School teachers* (75%)
 - *serving on church committees* (51%)
 - *church (Sunday) school teachers* (46%)

Service Opportunities

- The opportunity to participate in *mission trips* was provided to children and youth by 69% of congregations, according to pastors.
- Other volunteer work opportunities provided for children and youth by a large majority of congregations in the prior year include:
 - *helping others within the congregation* (80% of pastors report this opportunity)
 - *working in local food pantry, soup kitchen, or homeless shelter* (70%)
 - *working for other local mission or service organization* (69%)

**Figure 1
Youth- and Child-Related Leadership in
Presbyterian Congregations**



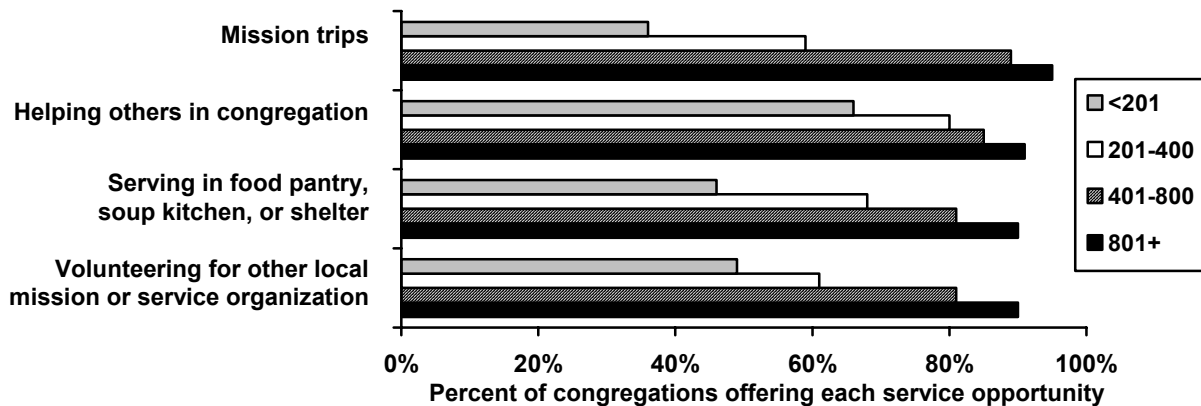
Congregational Size Differences in Children’s Leadership and Service

Worship. Worship leadership opportunities are sometimes greatest in the largest, sometimes in mid-sized, congregations, depending on the activity. For example, according to pastors, during the previous year children or youth *very frequently* or *frequently* provided *vocal or instrumental music* in more than half (54%) of the largest congregations (801+ members). In the smallest congregations (200 or fewer members), only one-third of pastors report children or youth *very frequently* or *frequently* providing vocal or instrumental music in worship. However, children or youth are more likely to serve *very frequently* or *frequently* as *principal worship leaders* in medium-sized congregations (14% of pastors in congregations with 201-400 members and 16% in those with 401-800 members so report) than in either the smallest (10%) or largest (8%) size categories.

Other Congregational Leadership. Opportunities to serve as leaders in other areas of congregational life are generally greater in the larger congregations. For example, two-thirds of pastors in the largest (801+ members) congregations, compared to one third in the smallest (200 or fewer members), report that children or youth have regularly served as *church (Sunday) school teachers* in the previous year. One exception: the highest rate of regular service by children or youth on *church committees*, 62%, is found in the larger mid-sized congregations (401-800 members); the rate is 53% in the largest category (801+).

Volunteer Service. A strong association between congregational size and youth participation opportunities is found in the area of volunteer service. At the extreme, 95% of pastors in the largest congregations (801+ members) but only 36% in the smallest (200 or fewer members) report that there was an opportunity for children or youth to take part in a mission trip in the prior year. But, as Figure 2 shows, a similar pattern is found for other types of volunteer activities.

Figure 2
Volunteer Service Opportunities Provided for Children/Youth
in Prior Year, by Membership Size: Pastors’ Responses



Pastoral Care

- *The pastoral needs of children* were discussed *very frequently* or *frequently* by around one-third of sessions (38%) in the last year, according to pastors. A majority report such discussions occurring *occasionally* (42%) or *rarely* (16%).
- *Children's concerns* were raised in pastoral prayers *very frequently* (17%) or *frequently* (37%) during the past year, according to a majority of pastors.

The Sacraments

- Almost all panelists (98% of members, 99% of elders, 100% of both minister groups) are aware that *at the time of a baptism, the congregation assumes responsibility for nurturing the baptized person in the Christian life*. However, many fewer panelists (e.g., elders, 43%; pastors, 74%) recall any times in congregational life, other than baptisms, when *members . . . are reminded of their responsibility for the nurture of baptized persons*.
- Few sessions (only 16% of elders and 15% of pastors so report) *designate a representative . . . to provide . . . nurture to newly-baptized persons and their families*.
- Most congregations *permit children who have been baptized but not confirmed as members to receive the Lord's Supper*, according to pastors (97% so report), but a much smaller majority reports that *all* (27%) or *most* (33%) children receive instruction on *the significance of the Lord's Supper* prior to receiving it for the first time.

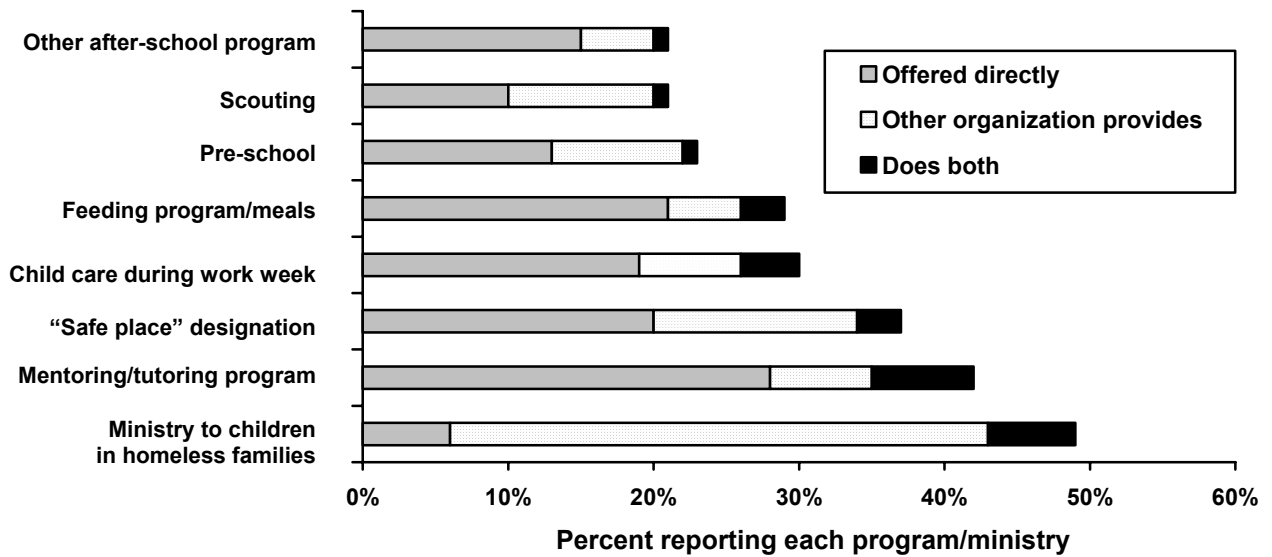
Nursery and Child Care

- *Nursery or other child care* is *always* provided during worship in 90% of congregations, according to pastors. Only 2% report that it is *never* provided.
- Two-thirds of pastors report that *nursery or other child care* is either *always* (41%) or *almost always* (27%) provided for *other major gatherings* in their congregation. However, few pastors report that such care is provided *always* or *almost always* for *committee meetings* (12%) or for *session meetings* (8%).
- The regularity of nursery and child care provision varies by membership size, with such provision more common in larger congregations. For example, only one-third of the smallest (200 or fewer members) and smaller mid-sized (201-400 members) congregations ever provide nursery or child care for session meetings, compared to a small majority (53%) of the largest (801+ members) congregations. Even in the largest congregations, however, only 16% report having such care available *always* or *almost always*.

Specific Ministries

- Programs and ministries for children provided by congregations or by organizations using congregational facilities, in order of frequency, include:
 - *ministry to children in homeless families* (reported by 49% of pastors)
 - *mentoring/tutoring program* (42%)
 - *"safe place" designation* (37%)
 - *child care during work week* (30%)
 - *feeding program/meals* (29%)
 - *preschool* (23%)
 - *scouting* (22%)
 - *other after-school program* (21%)
- Congregations provide most ministries to children themselves, but some, especially those for homeless children, are more often provided indirectly by other organizations that use congregations' facilities.

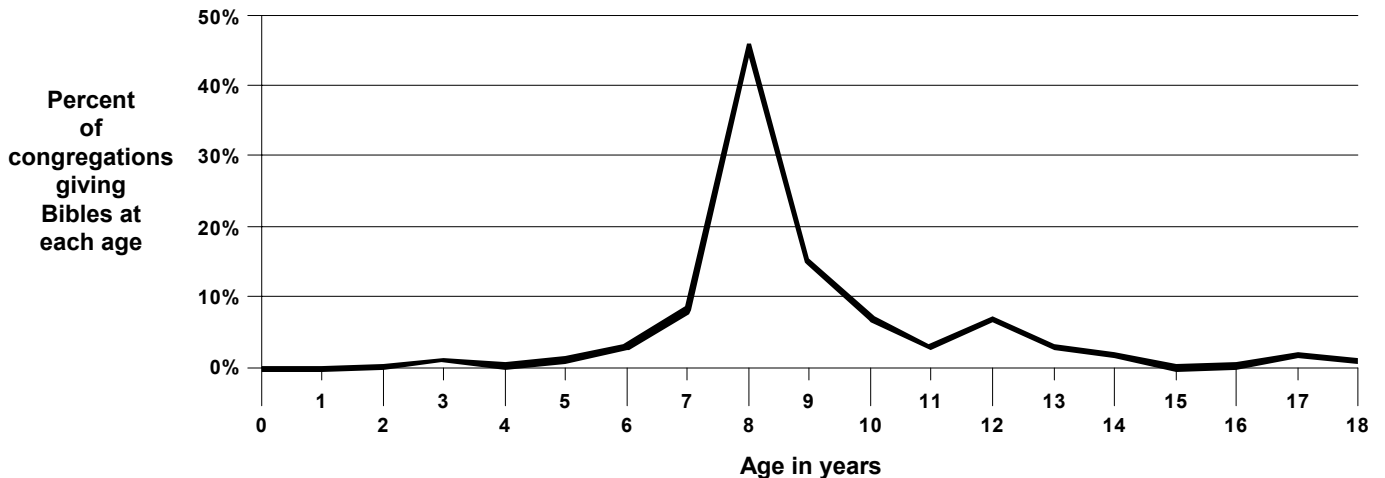
Figure 3
Programs and Ministries for Children in Congregations
(Pastors' Responses)



Gifts of Bibles

- Giving Bibles to children is almost universal in Presbyterian congregations: 86% of pastors report that *all* children who reach a certain age or grade level are presented a Bible, and another 6% report that *some* are.
- Almost half of pastors (46%) report that eight years is the age at which children are presented Bibles in their congregations. Another 15% report age nine. In all, 79% of pastors report an age between 8 and 12 years. The median age reported is eight years.
- A very small number of congregations present children in more than one age group with a Bible. One congregation reported doing so at ages 8 and 17; another, ages 7 and 12.

Figure 4
Ages at Which Children/Youth are Given Bibles by Congregations
(Pastors' Responses)



Rating Children’s Ministries: Your Congregation

- Elders’ ratings of how well their congregation is doing in various areas of children’s ministry, ranked from highest to lowest, are:
 - *Christian education* (80% excellent or good)
 - *direct service (e.g., childcare)* (68%)
 - *spiritual formation* (67%)
 - *helping needy children in your community* (34%)
 - *helping needy children internationally* (26%)
 - *helping needy children elsewhere in U.S.* (25%)
 - *public policy advocacy* (16%)

Presence of Children and Rating of Congregational Ministries

One might expect that parents with children at home would rate their congregation’s children’s ministries differently than members who don’t have children living at home, but the findings do not bear that out. In general, both groups have similar opinions. Table 1 shows a few examples. None of the differences shown reach statistical significance ($p < .05$), based on a chi-square test.

Table 1
Ratings of Congregational Children’s Ministries:
Comparing Members with and without Children at Home

Area of children’s Ministries	Child Presence in the Home		Total	
	No child under 18 years	One or more children under 18 years		
<i>Direct service</i>	Excellent.....	45%	35%	43%
	Good.....	29%	36%	31%
	Okay.....	14%	19%	16%
	Needs to do more.....	11%	11%	11%
<i>Christian education</i>	Excellent.....	49%	40%	47%
	Good.....	33%	38%	34%
	Okay.....	9%	13%	10%
	Needs to do more.....	9%	8%	9%
<i>Spiritual formation</i>	Excellent.....	30%	28%	30%
	Good.....	40%	36%	39%
	Okay.....	17%	24%	19%
	Needs to do more.....	13%	11%	12%
<i>Helping needy children in your community</i>	Excellent.....	14%	15%	14%
	Good.....	35%	26%	33%
	Okay.....	23%	24%	23%
	Needs to do more.....	28%	35%	30%

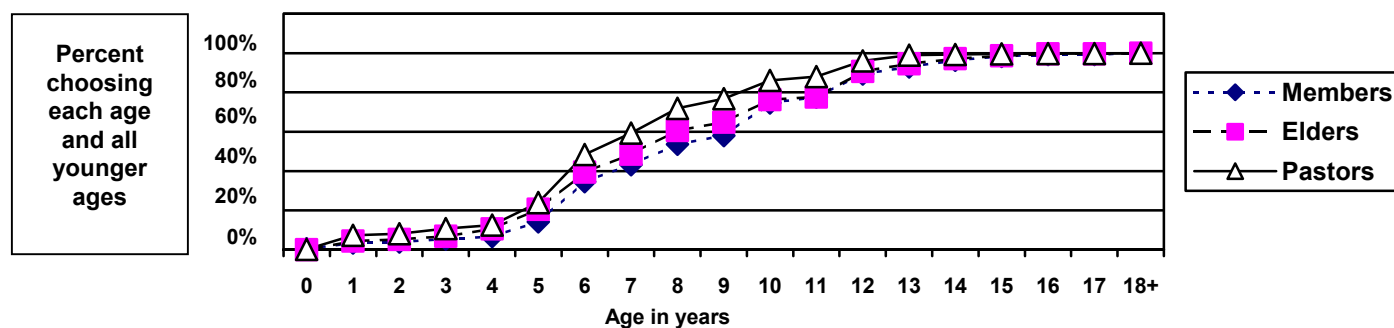
Rating Children's Ministries: In General

- The *most important* congregational ministry for children, chosen from a list of seven possibilities, is *Christian education*, so rated by 80% of members, 77% of elders, 81% of pastors, and 73% of specialized clergy.
- Next in importance is *spiritual formation*. Few panelists rate it *most important* (members, 15%; pastors, 16%), but the combined *most important, second most important, and third most important* responses total 68% (members), 72% (elders), 62% (pastors), and 64% (specialized clergy).

Ages of Children in Worship

- Worship segments rated as *more suitable for younger children to attend* (and the percentages of members and pastors so rating each) include:
 - *opening/gathering* (97%, 99%)
 - *prayers* (76%, 77%)
 - *scripture reading* (70%, 81%)
 - *sacraments* (45%, 78%)
- The median age viewed as suitable for children to attend *part of the service* ranges from three years (both minister samples) to four years (both lay samples).
- The median age viewed as suitable for children to attend *the entire service* ranges from seven (both minister samples) to eight (both lay samples) years.

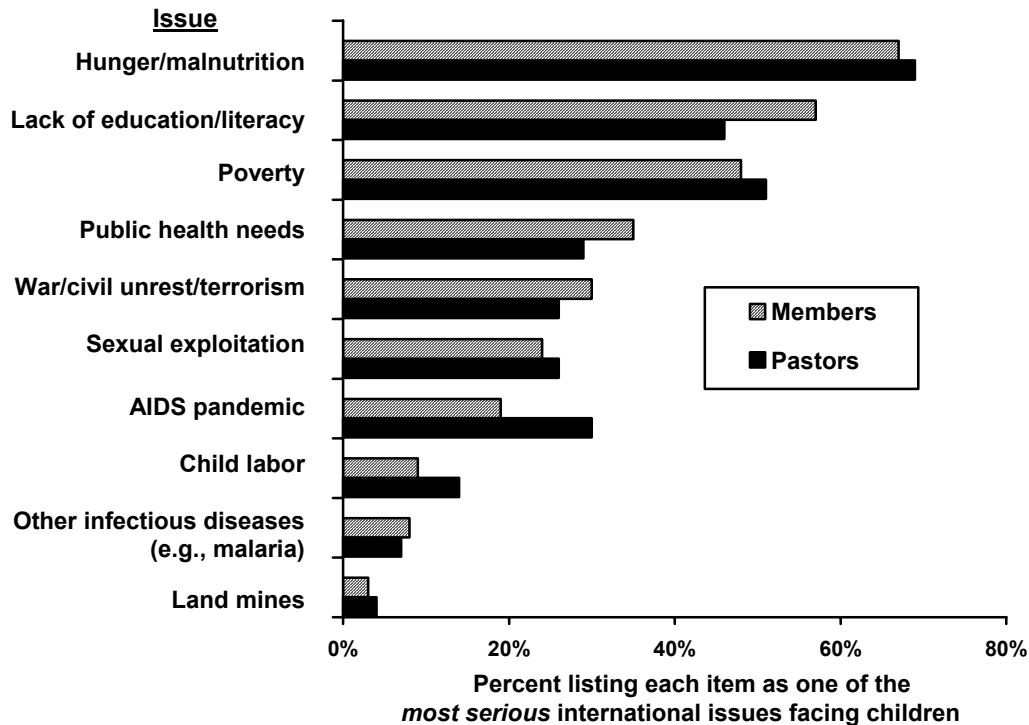
Figure 5
Age at Which Children Should be Expected to be in Worship for the Entire Service



International Concerns

- International children's issues that the church should be most concerned about addressing include:
 - *hunger/malnutrition* (67% of members and 69% of pastors ranked this concern among their top three)
 - *lack of education/illiteracy* (57%, 46%)
 - *poverty* (48%, 51%)
- At the other extreme, few panelists list these international children's issues among their top three choices for church concern:
 - *land mines* (listed among the top three concerns by 3% of members, 4% of pastors)
 - *other infectious diseases (e.g., malaria)* (8%, 7%)
 - *child labor* (9%, 14%)

Figure 6
Ratings of International Children's Issues



Abuse Protection Policy

- Majorities of pastors (58%) report that their congregation has an official policy, approved by the session, to protect children from sexual exploitation or abuse by adult leaders, members, or volunteers.
- Among elders, responses were split almost evenly among those reporting such a congregational policy (36%), those reporting no such policy (34%), and those responding *don't know* (30%).

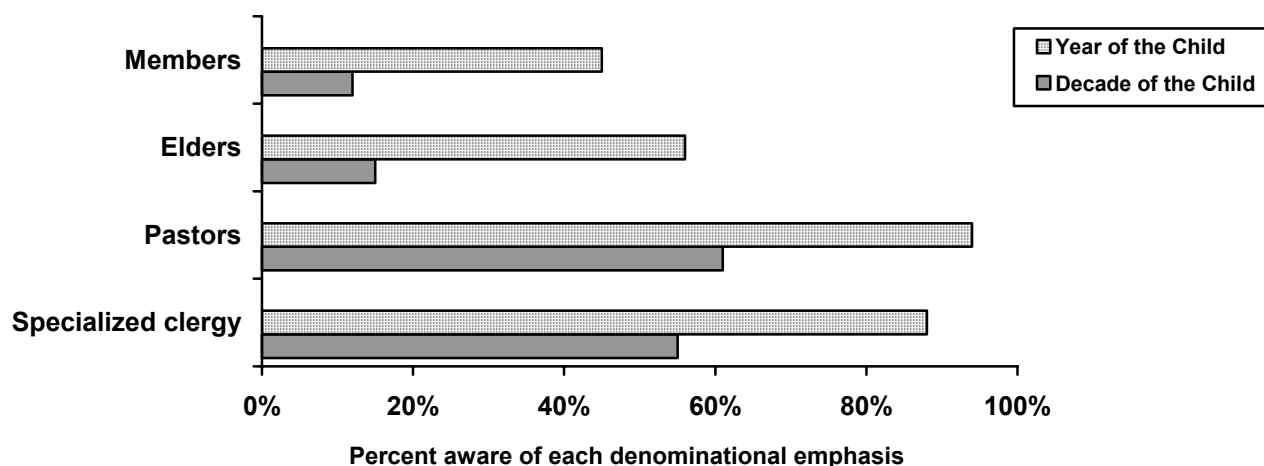
Issues Children Face

- The issues or concerns rated among the top three *most serious* ones that children face as they grow up in your community, according to panelists, include:
 - availability of alcohol/tobacco/illegal drugs (rated as *most serious*, *second most serious*, or *third most serious* by 66% of elders and 61% of pastors)
 - violence/sex on TV, movies, other media (63%, 54%)
 - peer pressure (53%, 47%)
 - lack of adult supervision (36%; 39%)
- Other children's issues that few panelists rate among the *first*, *second*, or *third most serious* include:
 - few organized sports/arts/leisure activities (reported by 8% of elders and 7% of pastors)
 - violence in the schools (9%, 7%)
 - abuse by parents (11%, 17%)
 - insufficient/inadequate child care (12%, 14%)
 - lack of health insurance or health care (16%, 22%)
 - abuse by others (11%, 11%)

Year and Decade of the Child

- Awareness that 2000-2001 had been designated “The Year of the Child” in the PC(USA) ranges from around one-half of members (45%) and elders (56%) to almost all pastors (94%) and specialized clergy (88%).
- Many fewer, however, are aware that the General Assembly had subsequently designated the period 2001 to 2011 as “The Decade of the Child” (members, 12%; elders, 15%; pastors, 61%; and specialized clergy, 55%).
- A third of pastors indicate that their congregation held an event as part of “The Year of the Child” emphasis.

Figure 7
Familiarity with “Year of the Child” and “Decade of the Child” Emphases



Children’s Sabbaths

- Few members (7%) and elders (11%) and less than one-half of pastors (48%) are aware of the Children’s Sabbaths program of the Children’s Defense Fund. Only 10% of pastors report being *very familiar* with this program.
- One in eight congregations (12%) participated in the National Observance of Children’s Sabbaths in October 2001, according to pastors.

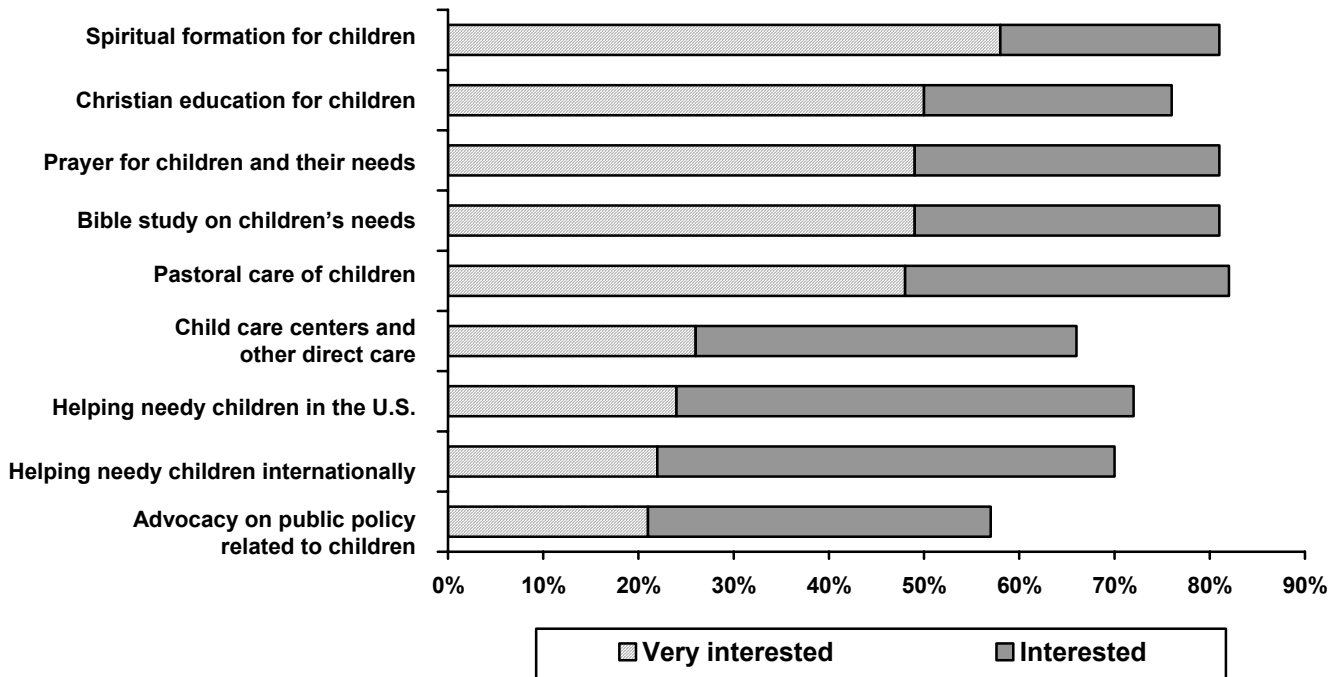
Existing Resources

- PC(USA) booklets *Guidelines for Child Care at Church-Sponsored Meetings* and *We Won’t Let it Happen Here! Preventing Child Sexual Abuse in the Church* are familiar to 11% and 16% of elders, respectively.
- Familiarity with “A Vision for Children and the Church,” a 1993 General Assembly resolution, ranges from 8% of members and 10% of elders to 35% of pastors and 37% of specialized clergy.
- Y Congregations Covenanting for Children, a PC(USA) child advocacy program, is similarly unfamiliar to most (those with any degree of familiarity include 10% of elders and 29% of pastors).

Interest in New Resources

- Majorities of pastors are interested in each of nine possible new resources for children’s ministries, but they express the strongest interest in ones covering these topics:
 - *spiritual formation for children* (58% of pastors are *very interested*, 23% are *somewhat interested*)
 - *Christian education for children* (50%, 26%)
 - *prayer for children and their needs* (49%, 32%)
 - *Bible study related to children’s needs and issues* (49%, 32%)
 - *pastoral care of children* (48%, 34%)
- Less intense interest is found for new resources covering these topics:
 - *child care centers, after-school programs, and other direct service provision for children* (26% are *very interested*; 40% are *somewhat interested*)
 - *helping needy children in the U.S.* (24%, 48%)
 - *helping needy children internationally* (22%, 48%)
 - *advocacy on public policy related to children* (21%, 36%)

Figure 8
Interest in Possible New Resources Related to Children
(Pastors’ Responses)



Children’s Homes

- Fewer than half of members (38%) and elders (46%), but 75% of pastors, are *familiar with one or more of the 33 Presbyterian Children’s Homes and Related Ministries* in the United States.
- Overall, only 10% of members, 13% of elders, 31% of pastors, and 25% of specialized clergy are familiar with more than two Presbyterian Children’s Homes or Related Ministries.

THE PRESBYTERIAN PANEL

The February 2002 Survey—Children’s Issues Appendix

	Members	Elders	Ministers
Number of surveys mailed	902	943	1,307
Number of questionnaires returned	516	561	775 ‡
Percent returned	57%	59%	59%
‡ 615 pastors; 160 specialized clergy			

Q-1. In the last year, on how many Sundays has your congregation had a worship service led by children and youth? (Write the number on the line.) _____

	Members	Elders	Pastors	Specialized Clergy
	+			
none.....	17%	19%	17%	27%
one.....	37%	38%	35%	36%
two.....	26%	26%	29%	26%
three or four	12%	13%	13%	6%
five or more.....	7%	5%	6%	5%
mean.....	1.9	1.8	1.9	1.5
median.....	1.0	1.0	1.0	1.0

Q-2. With the exception of such youth-led services, how frequently during Sunday worship over the last year have children or youth, during Sunday worship:

a. preached a sermon?

very frequently.....*	1%	—	—
frequently.....*	1%	*	1%
occasionally.....	6%	5%	6%
rarely.....	23%	24%	23%
never.....	71%	70%	71%

b. served as principal worship leaders?

very frequently.....	1%	1%	3%	1%
frequently.....	2%	2%	9%	6%
occasionally.....	19%	17%	29%	20%
rarely.....	32%	34%	27%	30%
never.....	46%	45%	32%	43%

c. provided brief leadership, such as reading a Bible lesson?

very frequently.....	4%	4%	6%	4%
frequently.....	11%	9%	16%	15%
occasionally.....	39%	36%	46%	35%
rarely.....	28%	30%	22%	30%
never.....	19%	20%	10%	16%

Note: Percentages may not add to 100 due to rounding

* = less than 0.5%; rounds to zero

— = zero (0.0); no cases in this category

+ = nonresponses of 10% or more on this question (reported percentages for all questions omit nonresponses)

n = number of respondents eligible to answer this question

◆ = percentages add to more than 100 because respondents could make more than one response

[vol.] = volunteered response

Q-2. With the exception of such youth-led services, how frequently during Sunday worship over the last year have children or youth, during Sunday worship: <continued>

d. provided vocal or instrumental music?

very frequently	10%	9%	13%	6%
frequently	30%	31%	32%	27%
occasionally	46%	43%	41%	43%
rarely	10%	12%	10%	12%
never.....	4%	5%	4%	12%

e. served as ushers or helped collect the offering?

very frequently	10%	13%	15%	14%
frequently	27%	26%	30%	28%
occasionally	28%	33%	33%	27%
rarely	20%	18%	14%	16%
never.....	14%	10%	6%	14%

f. presented a skit, drama, or liturgical dance?

very frequently	1%	2%	1%	2%
frequently	6%	7%	5%	5%
occasionally	41%	35%	37%	35%
rarely	30%	33%	28%	32%
never.....	22%	23%	28%	27%

g. served in another role? (specify): _____ 25% 28% 22% 19%

Q-3. How frequently during the last year have children's concerns been raised in a pastoral prayer or prayers of the people?

very frequently	10%	12%	17%	11%
frequently	26%	24%	37%	33%
occasionally	41%	39%	36%	33%
rarely	20%	20%	8%	21%
never.....	4%	5%	1%	2%

Note: Percentages may not add to 100 due to rounding

- * = less than 0.5%; rounds to zero
- = zero (0.0); no cases in this category
- + = nonresponses of 10% or more on this question (reported percentages for all questions omit nonresponses)
- n = number of respondents eligible to answer this question
- ◆ = percentages add to more than 100 because respondents could make more than one response
- [vol.] = volunteered response

	Members	Elders	Pastors	Specialized Clergy
Q-4. At the present time, how many youth elders or deacons does your congregation have?				
a. youth elders	+			
none.....	73%	75%	78%	74%
one.....	20%	19%	16%	21%
two or more.....	7%	6%	6%	5%
b. youth deacons	+	+	+	+
none.....	68%	64%	65%	67%
one.....	18%	20%	18%	18%
two or more.....	8%	9%	8%	5%
no deacon board.....	6%	7%	9%	11%
Q-5. What other leadership roles have children and youth regularly provided in your congregation over the last year? (Check <i>all</i> that apply.)				
	◆	◆	◆	◆
church (Sunday) school teachers.....	29%	29%	46%	34%
nursery workers.....	68%	69%	79%	62%
Vacation Church School teachers.....	56%	61%	75%	51%
served on church committees.....	39%	47%	51%	34%
other (specify): _____.....	10%	15%	14%	14%
Q-6. Does your congregation permit children who have been baptized but not yet confirmed as members to receive the Lord's Supper?				
yes.....	75%	86%	97%	89%
no.....	6%	8%	2%	3%
don't know.....	19%	6%	1%	8%
Q-7. Does your congregation instruct baptized (but not yet confirmed) children on the significance of the Lord's Supper prior to their being permitted to receive it for the first time?				
yes, all of them.....	27%	29%	27%	29%
yes, most of them.....	15%	20%	33%	20%
yes, some of them.....	9%	12%	19%	18%
no, none.....	12%	13%	16%	16%
not sure.....	37%	26%	4%	16%
not applicable [vol.].....	—	—	—	1%

Note: Percentages may not add to 100 due to rounding

* = less than 0.5%; rounds to zero

— = zero (0.0); no cases in this category

+ = nonresponses of 10% or more on this question (reported percentages for all questions omit nonresponses)

n = number of respondents eligible to answer this question

◆ = percentages add to more than 100 because respondents could make more than one response

[vol.] = volunteered response

	Members	Elders	Pastors	Specialized Clergy
Q-8. At the time of a baptism, the congregation assumes responsibility for nurturing the baptized person in the Christian life. Were you aware of this congregational responsibility?				
yes	98%	99%	100%	100%
no.....	2%	1%	—	—
Q-9. At the most recent baptism you were at in your congregation, did the service include an opportunity for those present to affirm their responsibility to nurture the newly-baptized person(s)?				
yes	95%	95%	99%	97%
no.....	2%	2%	1%	1%
don't remember	4%	2%	*	3%
Q-10. Does your session designate a representative of the congregation to assume special responsibility to provide such nurture to newly-baptized persons and their families?				
yes	21%	16%	15%	17%
no.....	41%	66%	82%	53%
don't know	38%	18%	3%	30%
Q-11. Other than at baptisms, are there services or times in the life of your congregation when members of your congregation are reminded of their responsibility for the nurture of baptized persons?				
yes	38%	43%	74%	62%
no.....	39%	44%	23%	27%
don't know	23%	13%	3%	11%
Q-12. What sort of service opportunities has your congregation made available to its children and youth over the last year? (Check <i>all</i> that apply.)				
mission trip(s)	70%	71%	69%	58%
volunteer work to help others within the congregation	69%	71%	80%	65%
volunteer work in local food pantry, soup kitchen, or homeless shelter.....	59%	60%	70%	58%
volunteer work for other local mission or service organization.....	56%	56%	69%	60%

Note: Percentages may not add to 100 due to rounding

* = less than 0.5%; rounds to zero

— = zero (0.0); no cases in this category

+ = nonresponses of 10% or more on this question (reported percentages for all questions omit nonresponses)

n = number of respondents eligible to answer this question

◆ = percentages add to more than 100 because respondents could make more than one response

[vol.] = volunteered response

Q-13. Of the various types of ministry to children that churches engage in, which *three* are the *most important*? Write “1” beside the most important ministry, “2” beside the second most important ministry, and “3” beside the third most important ministry.

Christian education				
rated first	80%	77%	81%	73%
rated second	16%	18%	15%	17%
rated third	1%	2%	2%	5%
direct service (e.g., child care, after-school programs)				
rated first	1%	2%	2%	8%
rated second	21%	16%	25%	24%
rated third	24%	28%	21%	30%
giving funds for needy children internationally				
rated first	1%	*	*	1%
rated second	4%	6%	4%	4%
rated third	12%	11%	14%	10%
giving funds for needy children nationally/locally				
rated first	2%	1%	*	1%
rated second	13%	9%	9%	9%
rated third	24%	20%	19%	17%
public policy advocacy				
rated first	—	—	*	—
rated second	2%	1%	2%	4%
rated third	4%	4%	6%	6%
recruiting volunteers for children’s ministries/missions				
rated first	1%	1%	1%	1%
rated second	6%	10%	13%	9%
rated third	20%	21%	24%	18%
spiritual formation				
rated first	15%	19%	16%	16%
rated second	38%	39%	32%	33%
rated third	15%	14%	14%	15%

Note: Percentages may not add to 100 due to rounding

- * = less than 0.5%; rounds to zero
- = zero (0.0); no cases in this category
- + = nonresponses of 10% or more on this question (reported percentages for all questions omit nonresponses)
- n = number of respondents eligible to answer this question
- ◆ = percentages add to more than 100 because respondents could make more than one response
- [vol.] = volunteered response

Members: Skip to Q-18

Elders and Ministers: Continue to Q-14

Q-14. In the last year, how frequently has the session discussed or otherwise considered the pastoral needs of children?

	+		
very frequently	8%	11%	3%
frequently	27%	27%	19%
occasionally	24%	42%	28%
rarely	13%	16%	13%
never.....	5%	2%	6%
don't know	23%	2%	31%

Q-15. What ministries for children does your congregation provide? Place a check in *column (1)* if the **congregation provides the ministry directly**, and in *column (2)* if the ministry is **provided by another organization** that rents or uses space in the congregation's facilities.

a. child care during work week			
congregation provides ministry	19%	23%	23%
ministry provided by another organization.....	7%	11%	11%
b. pre-school			
congregation provides ministry	11%	14%	18%
ministry provided by another organization.....	6%	9%	8%
c. mentoring/tutoring program			
congregation provides ministry	26%	35%	18%
ministry provided by another organization.....	7%	14%	9%
d. other after-school program			
congregation provides ministry	13%	16%	16%
ministry provided by another organization.....	4%	6%	8%
e. feeding program/meals			
congregation provides ministry	17%	24%	18%
ministry provided by another organization.....	5%	8%	3%
f. ministry to children in homeless families			
congregation provides ministry	8%	11%	8%
ministry provided by another organization.....	30%	43%	32%
g. "Safe Place" designation			
congregation provides ministry	16%	23%	18%
ministry provided by another organization.....	16%	17%	12%

Note: Percentages may not add to 100 due to rounding

* = less than 0.5%; rounds to zero

— = zero (0.0); no cases in this category

+ = nonresponses of 10% or more on this question (reported percentages for all questions omit nonresponses)

n = number of respondents eligible to answer this question

◆ = percentages add to more than 100 because respondents could make more than one response

[vol.] = volunteered response

Q-15. What ministries for children does your congregation provide? Place a **check** in *column (1)* if the **congregation provides the ministry directly**, and in *column (2)* if the ministry is **provided by another organization** that rents or uses space in the congregation’s facilities. <continued>

h. scouting				
congregation provides ministry	10%	11%	11%	
ministry provided by another organization	7%	11%	8%	
i. other (specify):				
congregation provides ministry	8%	13%	8%	
ministry provided by another organization.....	2%	2%	1%	

Q-16. Does your congregation present children in the congregation with Bibles when they attain a certain age or grade level?

	+		
yes, all	82%	86%	65%
yes, some.....	6%	6%	11%
no.....	6%	5%	12%
don't know	6%	3%	13%

Q16a. If “yes,” at what age or grade level is this typically done? ___ years of age *or* ___ grade in school

	+ ◆ n=379	◆ n=550	◆ n=112
< 8 years.....	9%	13%	13%
8 years	34%	46%	33%
9-10 years.....	23%	22%	28%
11-12 years.....	18%	10%	14%
13+ years.....	16%	8%	11%
don't know	1%	*	1%
mean.....	10.0	9.0	9.4
median.....	9.0	8.0	9.0

Q-17. Does your congregation have an official policy, approved by the session, to protect children from sexual exploitation or abuse by adult leaders, members, or volunteers?

	+		
yes	36%	58%	34%
no.....	34%	34%	32%
don't know	30%	8%	34%

Note: Percentages may not add to 100 due to rounding

* = less than 0.5%; rounds to zero

— = zero (0.0); no cases in this category

+ = nonresponses of 10% or more on this question (reported percentages for all questions omit nonresponses)

n = number of respondents eligible to answer this question

◆ = percentages add to more than 100 because respondents could make more than one response

[vol.] = volunteered response

	Members	Elders	Pastors	Specialized Clergy
Q-18. Are you at all familiar with one or more of the 33 Presbyterian Children's Homes and Related Ministries located across the United States?				
yes, with one or two of them.....	28%	33%	44%	40%
yes, with a few of them.....	6%	7%	20%	12%
yes, with several of them.....	4%	6%	11%	13%
no, not familiar.....	62%	54%	26%	36%
Q-19. Were you aware that the year leading up to the 2001 General Assembly meeting was designated as "The Year of the Child"?				
yes.....	45%	56%	94%	88%
no.....	55%	44%	6%	12%
Q-20. Did your congregation hold any events as part of or in other ways recognize "The Year of the Child"?				
yes.....	10%	10%	32%	21%
no.....	38%	52%	59%	49%
don't know.....	52%	38%	9%	30%
Q-21. Were you aware that the period 2001-2011 was designated "The Decade of the Child" by the 2001 General Assembly?				
yes.....	12%	15%	61%	55%
no.....	88%	85%	39%	45%
Q-22. What is the <i>youngest age</i> you think is generally suitable for children to begin attending worship for part or all of the service? _____ years of age				
birth to one year of age.....	16%	19%	36%	44%
two or three years of age.....	23%	26%	27%	24%
four or five years of age.....	31%	28%	22%	23%
six or seven years of age.....	17%	16%	10%	6%
eight years of age or older.....	12%	10%	3%	3%
depends on the child [vol.].....	*	1%	*	1%
mean.....	4.5	4.1	3.1	2.8
median.....	4.0	4.0	3.0	3.0
Q-23. Should children at that age be expected to attend worship for . . . (select <i>one</i>)				
the entire service?.....	25%	28%	32%	26%
only part of the service?.....	74%	72%	68%	74%
depends on the child [vol.].....	1%	—	*	—

Note: Percentages may not add to 100 due to rounding

* = less than 0.5%; rounds to zero

— = zero (0.0); no cases in this category

+ = nonresponses of 10% or more on this question (reported percentages for all questions omit nonresponses)

n = number of respondents eligible to answer this question

◆ = percentages add to more than 100 because respondents could make more than one response

[vol.] = volunteered response

	Members	Elders	Pastors	Specialized Clergy
Q23a. What parts of worship would be more suitable and what parts less suitable for young children to attend?				
a1. opening/gathering	+			
more suitable.....	97%	98%	99%	99%
less suitable.....	1%	*	*	—
uncertain.....	2%	1%	*	1%
a2. scripture reading	+	+		+
more suitable.....	70%	71%	81%	85%
less suitable.....	15%	14%	10%	7%
uncertain.....	15%	15%	10%	8%
a3. sermon	+	+	+	+
more suitable.....	13%	17%	19%	20%
less suitable.....	73%	70%	69%	66%
uncertain.....	14%	13%	12%	14%
a4. prayers	+	+		+
more suitable.....	76%	72%	77%	73%
less suitable.....	10%	14%	13%	14%
uncertain.....	15%	14%	10%	13%
a5. sacraments	+	+		+
more suitable.....	45%	54%	78%	82%
less suitable.....	32%	27%	13%	11%
uncertain.....	23%	19%	9%	7%
a6. closing	+	+	+	+
more suitable.....	51%	57%	67%	70%
less suitable.....	31%	16%	20%	13%
uncertain.....	18%	27%	13%	18%

Q-24. At what age do you think children should generally be expected to be present in worship for the entire service? _____ years of age

	Members	Elders	Pastors	Specialized Clergy
	+			
birth to four years of age.....	7%	10%	12%	18%
five or six years of age.....	28%	29%	36%	26%
seven or eight years of age.....	19%	21%	23%	21%
nine or ten years of age.....	21%	16%	14%	18%
eleven or twelve years of age.....	15%	14%	10%	11%
thirteen years of age or older.....	10%	9%	4%	5%
depends on the child / don't know [vol.].....	*	1%	1%	1%
mean.....	8.5	8.0	7.1	7.1
median.....	8.0	8.0	7.0	7.0

Note: Percentages may not add to 100 due to rounding

* = less than 0.5%; rounds to zero

— = zero (0.0); no cases in this category

+ = nonresponses of 10% or more on this question (reported percentages for all questions omit nonresponses)

n = number of respondents eligible to answer this question

◆ = percentages add to more than 100 because respondents could make more than one response

[vol.] = volunteered response

	Members	Elders	Pastors	Specialized Clergy
Q-25. Did your congregation participate in the National Observance of Children's Sabbaths in 2001 (October 19-21)?				
yes	4%	4%	12%	8%
no.....	38%	51%	83%	60%
don't know	58%	45%	5%	32%
Q-26. How often does your congregation have nursery or other child care during . . .				
a. Sunday worship?				
always	89%	86%	90%	83%
almost always.....	4%	3%	4%	3%
most of the time	1%	1%	1%	2%
some of the time.....	2%	2%	1%	1%
rarely	*	2%	2%	3%
never.....	4%	6%	2%	8%
b. other major gatherings?				
always	32%	36%	41%	31%
almost always.....	38%	29%	27%	29%
most of the time	10%	9%	10%	12%
some of the time.....	9%	11%	14%	13%
rarely	6%	6%	4%	5%
never.....	5%	9%	4%	10%
c. committee meetings?	+			+
always	8%	6%	7%	6%
almost always.....	8%	5%	5%	3%
most of the time	6%	6%	6%	6%
some of the time.....	18%	18%	27%	20%
rarely	26%	30%	26%	30%
never.....	34%	35%	29%	34%
d. session meetings?	+			+
always	7%	4%	6%	6%
almost always.....	5%	3%	2%	1%
most of the time	2%	3%	2%	1%
some of the time.....	9%	4%	6%	9%
rarely	19%	20%	25%	28%
never.....	57%	66%	59%	54%

Note: Percentages may not add to 100 due to rounding

* = less than 0.5%; rounds to zero

— = zero (0.0); no cases in this category

+ = nonresponses of 10% or more on this question (reported percentages for all questions omit nonresponses)

n = number of respondents eligible to answer this question

◆ = percentages add to more than 100 because respondents could make more than one response

[vol.] = volunteered response

Q-27. How good a job do you believe your congregation is doing in these areas of children's ministries?

	Members	Elders	Pastors	Specialized Clergy
a. direct service (e.g., child care)				+
excellent	39%	35%	31%	37%
good.....	28%	33%	29%	22%
okay.....	14%	13%	18%	11%
needs to do more	7%	8%	12%	14%
needs to do much more	3%	6%	6%	12%
don't know	8%	5%	4%	4%
b. Christian education				
excellent	45%	45%	38%	35%
good.....	34%	35%	39%	32%
okay.....	10%	10%	15%	15%
needs to do more	6%	5%	6%	11%
needs to do much more	3%	4%	2%	5%
don't know	3%	2%	*	3%
c. spiritual formation				
excellent	27%	27%	18%	12%
good.....	35%	40%	36%	36%
okay.....	17%	13%	24%	20%
needs to do more	8%	10%	17%	14%
needs to do much more	3%	5%	4%	11%
don't know	9%	5%	2%	7%
d. public policy advocacy				
excellent	6%	5%	2%	2%
good.....	11%	11%	6%	8%
okay.....	22%	22%	27%	18%
needs to do more	12%	19%	31%	33%
needs to do much more	7%	10%	19%	19%
don't know	43%	34%	15%	19%
e. helping needy children in your community				
excellent	12%	9%	8%	9%
good.....	28%	25%	27%	20%
okay.....	20%	22%	26%	19%
needs to do more	15%	25%	28%	27%
needs to do much more	10%	11%	9%	16%
don't know	16%	8%	3%	9%

Note: Percentages may not add to 100 due to rounding

* = less than 0.5%; rounds to zero

— = zero (0.0); no cases in this category

+ = nonresponses of 10% or more on this question (reported percentages for all questions omit nonresponses)

n = number of respondents eligible to answer this question

◆ = percentages add to more than 100 because respondents could make more than one response

[vol.] = volunteered response

Q-27. How good a job do you believe your congregation is doing in these areas of children’s ministries?
<continued>

f. helping needy children elsewhere in the U.S.

excellent	7%	5%	4%	3%
good.....	21%	20%	17%	13%
okay.....	26%	29%	28%	26%
needs to do more	18%	22%	34%	30%
needs to do much more	8%	12%	13%	17%
don’t know	20%	13%	4%	11%

g. helping needy children internationally

excellent	9%	6%	6%	3%
good.....	19%	20%	18%	13%
okay.....	27%	29%	28%	28%
needs to do more	17%	22%	30%	30%
needs to do much more	7%	11%	14%	15%
don’t know	21%	13%	4%	10%

Q-28. How familiar are you with the following children/youth-related resources and programs?

a. *Guidelines for Child Care at Church-Sponsored Meetings*
(booklet) (PCUSA)

very familiar.....	1%	1%	2%	4%
generally familiar	2%	4%	11%	13%
only a little familiar.....	5%	7%	16%	12%
not familiar.....	93%	89%	71%	71%

b. *We Won’t Let it Happen Here! Preventing Child Sexual Abuse in the Church* (booklet) (PCUSA)

very familiar.....	1%	1%	11%	12%
generally familiar	3%	6%	19%	15%
only a little familiar.....	4%	9%	22%	16%
not familiar.....	91%	84%	48%	58%

c. “A Vision for Children and the Church”
(1993 General Assembly Resolution)

very familiar.....	1%	*	3%	3%
generally familiar	2%	3%	10%	14%
only a little familiar.....	5%	7%	22%	20%
not familiar.....	92%	90%	64%	63%

Note: Percentages may not add to 100 due to rounding

* = less than 0.5%; rounds to zero

— = zero (0.0); no cases in this category

+ = nonresponses of 10% or more on this question (reported percentages for all questions omit nonresponses)

n = number of respondents eligible to answer this question

◆ = percentages add to more than 100 because respondents could make more than one response

[vol.] = volunteered response

Q-28. How familiar are you with the following children/youth-related resources and programs? <continued>

d. Congregations Covenanting for Children, child advocacy program and materials for congregations (PCUSA)				
very familiar.....	1%	*	2%	3%
generally familiar.....	2%	2%	8%	8%
only a little familiar.....	5%	8%	19%	21%
not familiar.....	92%	91%	70%	67%
 e. “Children’s Sabbath” program (Children’s Defense Fund)				
very familiar.....	1%	1%	10%	10%
generally familiar.....	2%	3%	20%	14%
only a little familiar.....	4%	7%	18%	21%
not familiar.....	93%	89%	52%	54%

Q-29. How interested would you be in the PC(USA) developing resources for congregations in these areas?

a. Christian education for children				
very interested.....	52%	56%	50%	59%
somewhat interested.....	32%	34%	26%	27%
not too interested.....	10%	7%	14%	7%
not at all interested.....	6%	4%	11%	6%
 b. spiritual formation for children				
very interested.....	50%	54%	58%	62%
somewhat interested.....	33%	35%	23%	25%
not too interested.....	10%	7%	10%	6%
not at all interested.....	6%	4%	9%	7%
 c. pastoral care of children	+			
very interested.....	33%	37%	48%	58%
somewhat interested.....	41%	42%	34%	28%
not too interested.....	18%	16%	10%	8%
not at all interested.....	8%	5%	8%	6%
 d. helping needy children in the U.S.				
very interested.....	32%	31%	24%	41%
somewhat interested.....	49%	49%	48%	39%
not too interested.....	12%	16%	20%	14%
not at all interested.....	7%	3%	8%	6%
 e. helping needy children internationally				
very interested.....	22%	24%	22%	38%
somewhat interested.....	49%	51%	48%	40%
not too interested.....	20%	21%	22%	17%
not at all interested.....	9%	5%	8%	5%

Note: Percentages may not add to 100 due to rounding

- * = less than 0.5%; rounds to zero
- = zero (0.0); no cases in this category
- + = nonresponses of 10% or more on this question (reported percentages for all questions omit nonresponses)
- n = number of respondents eligible to answer this question
- ◆ = percentages add to more than 100 because respondents could make more than one response
- [vol.] = volunteered response

Q-29. How interested would you be in the PC(USA) developing resources for congregations in these areas?
<continued>

f. advocacy on public policy related to children	+			
very interested.....	20%	21%	21%	43%
somewhat interested.....	37%	36%	36%	35%
not too interested.....	26%	28%	31%	15%
not at all interested.....	16%	14%	12%	7%
g. child care centers, after-school programs and other direct service provision for children	+			
very interested.....	28%	28%	26%	39%
somewhat interested.....	39%	40%	40%	37%
not too interested.....	23%	23%	24%	17%
not at all interested.....	10%	9%	10%	7%
h. Bible study related to children’s needs and issues				
very interested.....	41%	46%	49%	50%
somewhat interested.....	40%	41%	32%	33%
not too interested.....	12%	10%	10%	9%
not at all interested.....	6%	3%	9%	8%
i. prayer for children and their needs				
very interested.....	52%	54%	49%	57%
somewhat interested.....	33%	36%	32%	30%
not too interested.....	9%	8%	10%	7%
not at all interested.....	6%	3%	8%	7%

Q-30. Of the concerns/issues below, indicate the **three most serious** ones children face as they grow up in your community? Write “1” beside the most important one, “2” beside the 2nd most important one, and “3” beside the 3rd most important one.

a. abuse by others				
most important.....	3%	3%	3%	2%
second most important.....	4%	4%	5%	5%
third most important.....	5%	4%	3%	3%
b. abuse by parents				
most important.....	5%	5%	6%	13%
second most important.....	4%	3%	5%	3%
third most important.....	2%	3%	6%	9%
c. availability of alcohol/tobacco/illegal drugs				
most important.....	28%	31%	30%	20%
second most important.....	18%	17%	17%	23%
third most important.....	21%	18%	14%	11%

Note: Percentages may not add to 100 due to rounding

- * = less than 0.5%; rounds to zero
- = zero (0.0); no cases in this category
- + = nonresponses of 10% or more on this question (reported percentages for all questions omit nonresponses)
- n = number of respondents eligible to answer this question
- ◆ = percentages add to more than 100 because respondents could make more than one response
- [vol.] = volunteered response

Q-30. Of the concerns/issues below, indicate the *three most serious* ones children face as they grow up in your community? Write “1” beside the most important one, “2” beside the 2nd most important one, and “3” beside the 3rd most important one. <continued>

d. few organized sports/arts/leisure activities				
most important	1%	1%	2%	—
second most important	2%	3%	2%	2%
third most important.....	3%	4%	3%	3%
e. insufficient/inadequate child care				
most important	3%	3%	4%	5%
second most important	4%	5%	4%	6%
third most important.....	2%	4%	6%	10%
f. lack of adult supervision				
most important	12%	14%	15%	15%
second most important	12%	10%	10%	9%
third most important.....	14%	12%	14%	7%
g. lack of health insurance or health care				
most important	3%	3%	5%	7%
second most important	4%	7%	11%	14%
third most important.....	4%	6%	6%	11%
h. peer pressure				
most important	16%	16%	14%	9%
second most important	21%	20%	19%	13%
third most important.....	17%	17%	14%	12%
i. schools/education system				
most important	4%	5%	8%	11%
second most important	6%	5%	8%	7%
third most important.....	8%	6%	8%	11%
j. violence in the schools				
most important	3%	1%	1%	3%
second most important	3%	4%	3%	5%
third most important.....	5%	4%	3%	7%
k. violence/sex on TV, movies, other media				
most important	22%	18%	13%	16%
second most important	21%	23%	17%	13%
third most important.....	20%	22%	24%	18%

Note: Percentages may not add to 100 due to rounding

* = less than 0.5%; rounds to zero

— = zero (0.0); no cases in this category

+ = nonresponses of 10% or more on this question (reported percentages for all questions omit nonresponses)

n = number of respondents eligible to answer this question

◆ = percentages add to more than 100 because respondents could make more than one response

[vol.] = volunteered response

Q-31. Of the international issues involving or affecting children listed below, which **three** do you think the church should be **most concerned** with addressing? Write “1” beside your top choice, “2” beside your 2nd choice, and “3” beside your 3rd choice.

a. AIDS pandemic				
top choice	8%	10%	11%	12%
second choice	6%	6%	8%	9%
third choice	5%	7%	11%	7%
b. child labor				
top choice	1%	2%	2%	3%
second choice	4%	4%	5%	9%
third choice	4%	5%	7%	5%
c. hunger/malnutrition				
top choice	37%	42%	36%	33%
second choice	19%	17%	20%	20%
third choice	11%	10%	13%	15%
d. lack of education/illiteracy				
top choice	18%	16%	11%	5%
second choice	21%	25%	19%	14%
third choice	18%	19%	16%	24%
e. land mines				
top choice	*	*	1%	3%
second choice	1%	*	1%	3%
third choice	2%	3%	2%	3%
f. other infectious diseases (e.g., malaria)				
top choice	—	*	1%	1%
second choice	3%	4%	3%	6%
third choice	5%	4%	3%	5%
g. poverty				
top choice	13%	12%	20%	27%
second choice	16%	17%	15%	12%
third choice	19%	15%	16%	8%

Note: Percentages may not add to 100 due to rounding

* = less than 0.5%; rounds to zero

— = zero (0.0); no cases in this category

+ = nonresponses of 10% or more on this question (reported percentages for all questions omit nonresponses)

n = number of respondents eligible to answer this question

◆ = percentages add to more than 100 because respondents could make more than one response

[vol.] = volunteered response

Q-31. Of the international issues involving or affecting children listed below, which *three* do you think the church should be *most concerned* with addressing? Write “1” beside your top choice, “2” beside your 2nd choice, and “3” beside your 3rd choice. <continued>

h. public health needs

top choice	5%	4%	4%	2%
second choice	12%	14%	11%	16%
third choice	18%	17%	14%	15%

i. sexual exploitation

top choice	7%	8%	7%	4%
second choice	8%	7%	9%	7%
third choice	9%	7%	10%	13%

j. war/civil unrest/terrorism

top choice	11%	6%	8%	11%
second choice	9%	6%	9%	4%
third choice	10%	13%	9%	7%

Q-32. Use this space to add other comments.

[not tabulated]

Published by:

RESEARCH SERVICES \$7.00 per copy
 A Ministry of the General Assembly Council
 Presbyterian Church (U.S.A.)
 1-888-728-7228, extension 2040

Printed on recycled paper

PDS#65100-02272

1-800-524-2612
 100 Witherspoon Street
 Louisville, KY 40202-1396

Children’s Issues.app

Note: Percentages may not add to 100 due to rounding

- * = less than 0.5%; rounds to zero
- = zero (0.0); no cases in this category
- + = nonresponses of 10% or more on this question (reported percentages for all questions omit nonresponses)
- n = number of respondents eligible to answer this question
- ◆ = percentages add to more than 100 because respondents could make more than one response
- [vol.] = volunteered response